

Instructions:

1. What you will need:

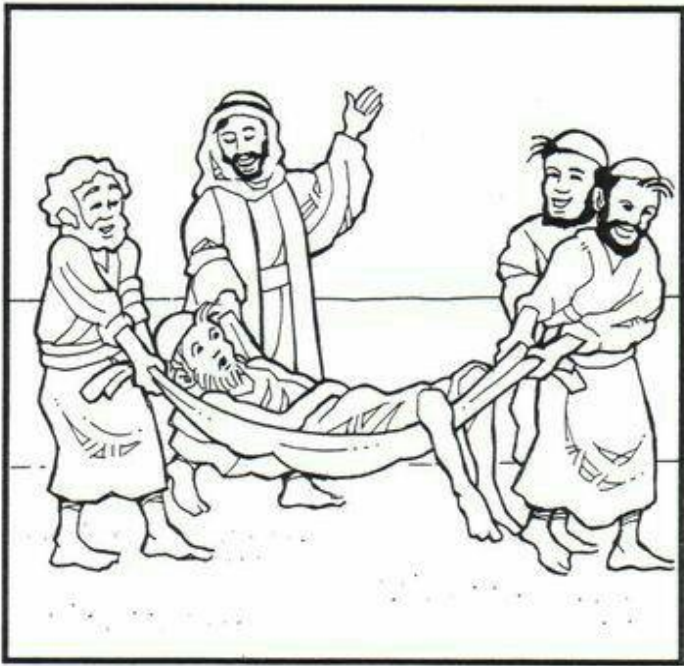


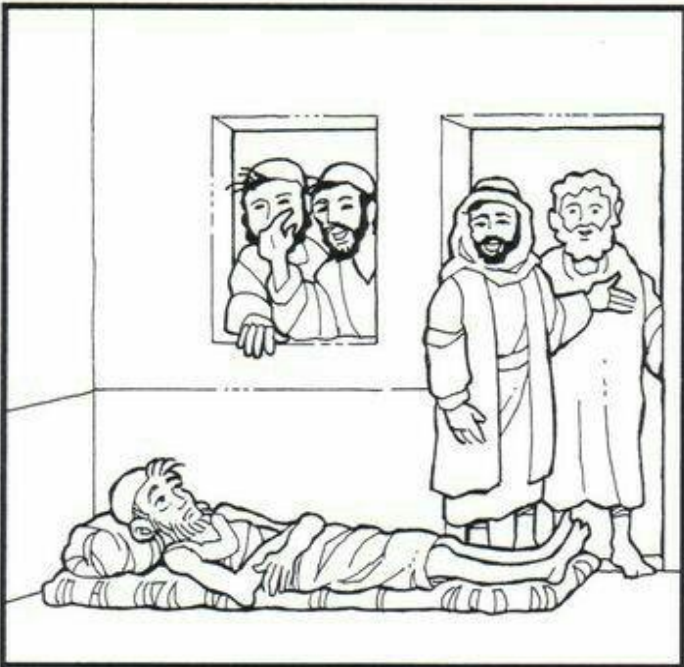

- * Scissors
- * Piece of cardboard or any A4 piece of paper
- * Glue
- * Pencils

2. What to do:

- * Cut out all 6 pictures
- * On the cardboard paper stick the pictures in order as per the lesson
- * Colour-in the pictures

3. Turn the page over:

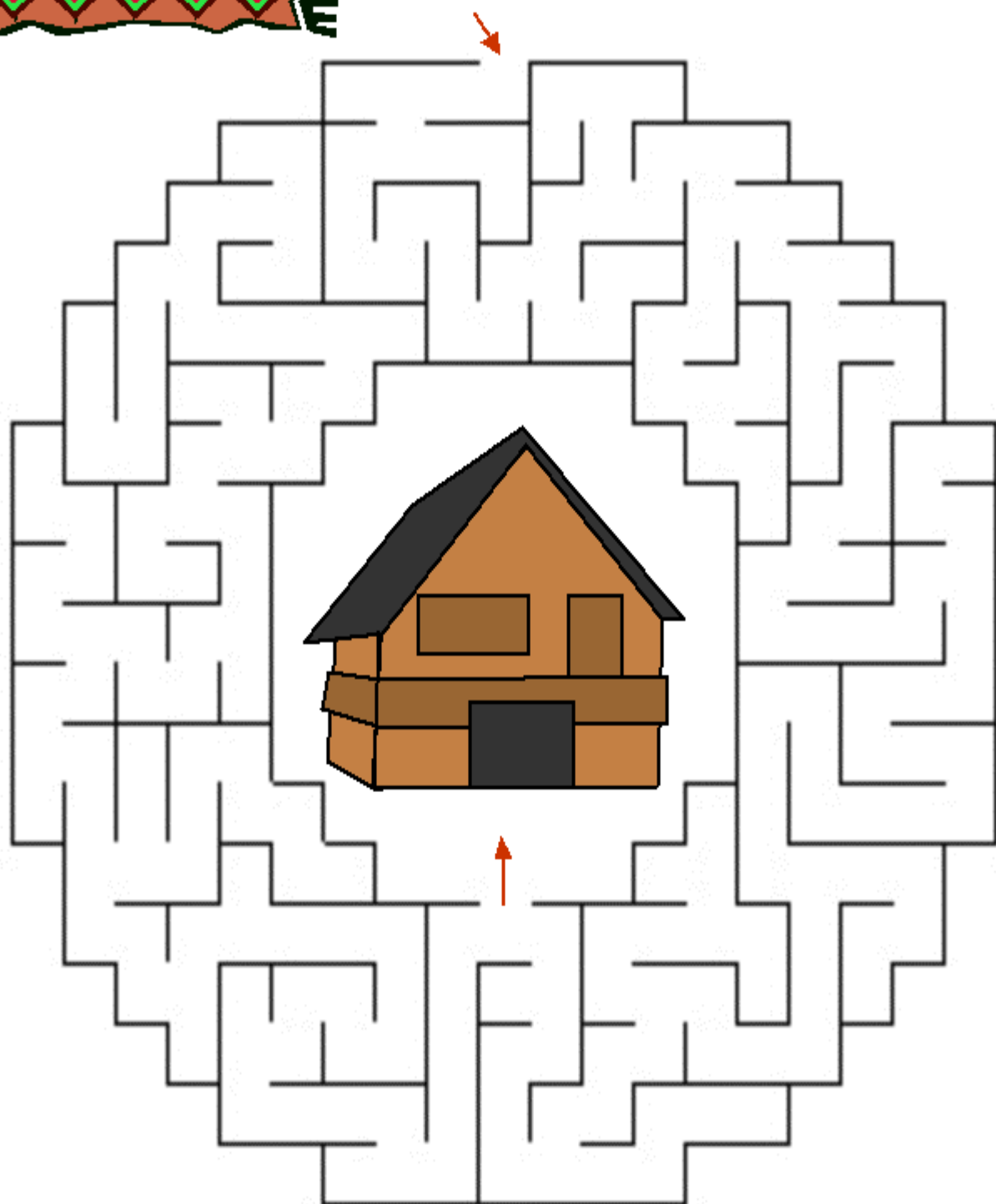
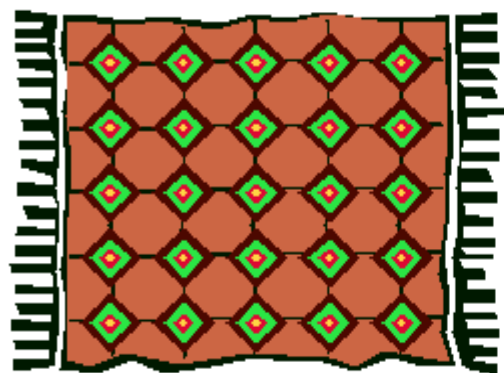
- * Draw a picture of the paralyzed man and his friends jumping up and down and celebrating.



WARNER BANGA

Jesus Heals the Paralytic Maze

Help the man on mat find the house where Jesus is.




Unscramble the letters to find the words in our

Jesus Heals the Paralytic Anagram

Word List:

broke, Capernaum, carried, excited,
forgiven, healed, miracles, paralytic,
staircase, teachers



aceilmrs _____

cdeetix _____

aacilprty _____

efginorv _____

bekor _____

acehrst _____

acdeirr _____

adeehl _____


aacemnpru _____

aaceirsst _____

Jesus Heals the Paralytic Word Search

Y B T E R D E B C S Q E E R G
B Z M E S X E A E S L Y K O N
Z O W C C A P L W V Y J O C E
W O G I T E C C A A Z D R R V
L F T B R A Z R A E L R B O I
I E Q N R Q V S I R H K A W G
D V A I D E Z A M A R J F D R
R U M W O W B T T X T I J E O
M C I T Y L A R A P R S E D F
T E A C H E R S F O U R T D U

amazed
broke
Capernaum
carried
crowded
excited
forgiven
four



healed
lower
miracles
paralytic
staircase
teachers
walk

